

Moonlight Quilter of Sonoma County
July Block of the Month
Black & White with Color
Unfinished Block is 15 1/2"

Cutting Instruction:

Black & White Fab: 5 1/2" x WOF

Cut 1 16" Strip

Cut 2 5 1/2" Squares

White & Black Fabric 5 1/2" x WOF

Cut 1 16" Strip

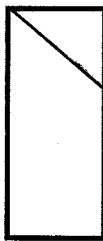
Cut 2 5 1/2" Squares

Favorite Fabric

Cut 1 5 1/2 " Square

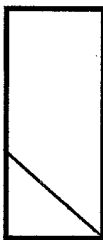
Sew One 5 1/2 " White and Black block to the 16" X 5 1/2" Strip. Sew on Top as illustrated.

Right angle

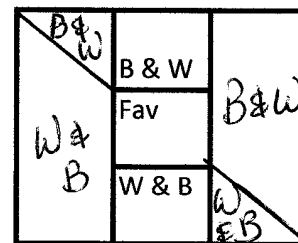


Sew One 5 1/2" Black and White block to the 16" x 5 1/2" strip. Sew on top as illustrated.

Left angle



Sew 5 1/2" squares together. Sew Black & white to Favorite to White & Black.



Sew all the rows together as shown in picture.

(sew together extra triangles to make two extra HST squares)